



SAN PABLO POLICE DEPARTMENT

Monthly Statistics
March 2017



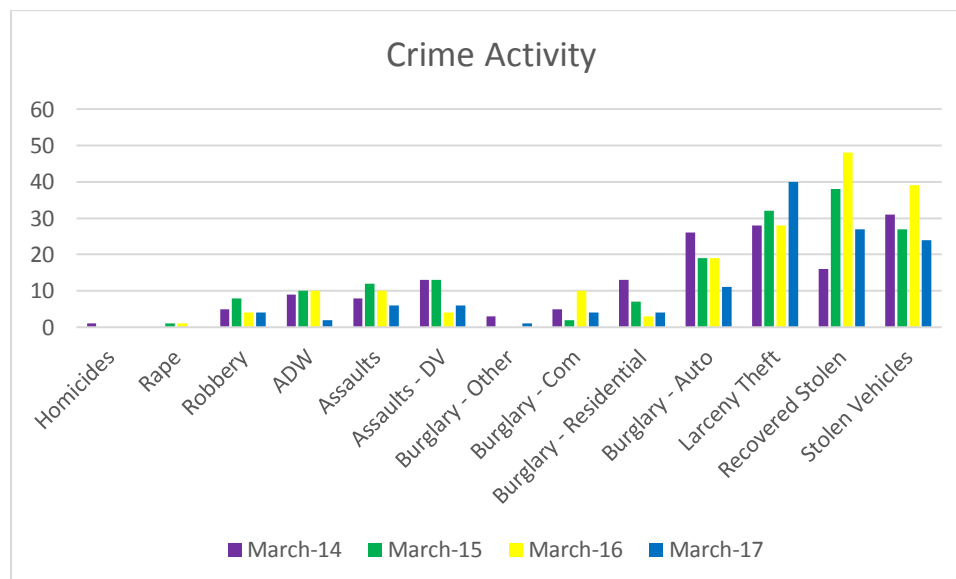
Part 1 Crimes

MAJOR CRIMES

	MAR 2014	MAR 2015	MAR 2016	MAR 2017	YTD 16	YTD 17	% Change
Homicides	1	0	0	0	0	0	0%
Rape	0	1	1	0	2	1	-50%
Robbery	5	8	4	4	16	25	56.250%
ADW	9	10	10	2	18	12	-33.333%
Assaults	8	12	10	6	35	21	-40.000%
Assaults - DV	13	13	4	6	19	27	42.105%
Burglary - Other	3	0	0	1	0	1	100.000%
Burglary - Com	5	2	10	4	29	21	-27.586%
Burglary - Residential	13	7	3	4	24	21	-12.500%
Burglary - Auto	26	19	19	11	50	44	-12.000%
Larceny Theft	28	32	28	40	77	98	27.273%
Recovered Stolen	16	38	48	27	141	85	-39.716%
Stolen Vehicles	31	27	39	24	123	74	-39.837%
YTD Crime Totals					534	430	-19.476%

****Information is time sensitive and subject to change upon further analysis****

****Numbers are subject to change and may not match UCR reported stats****



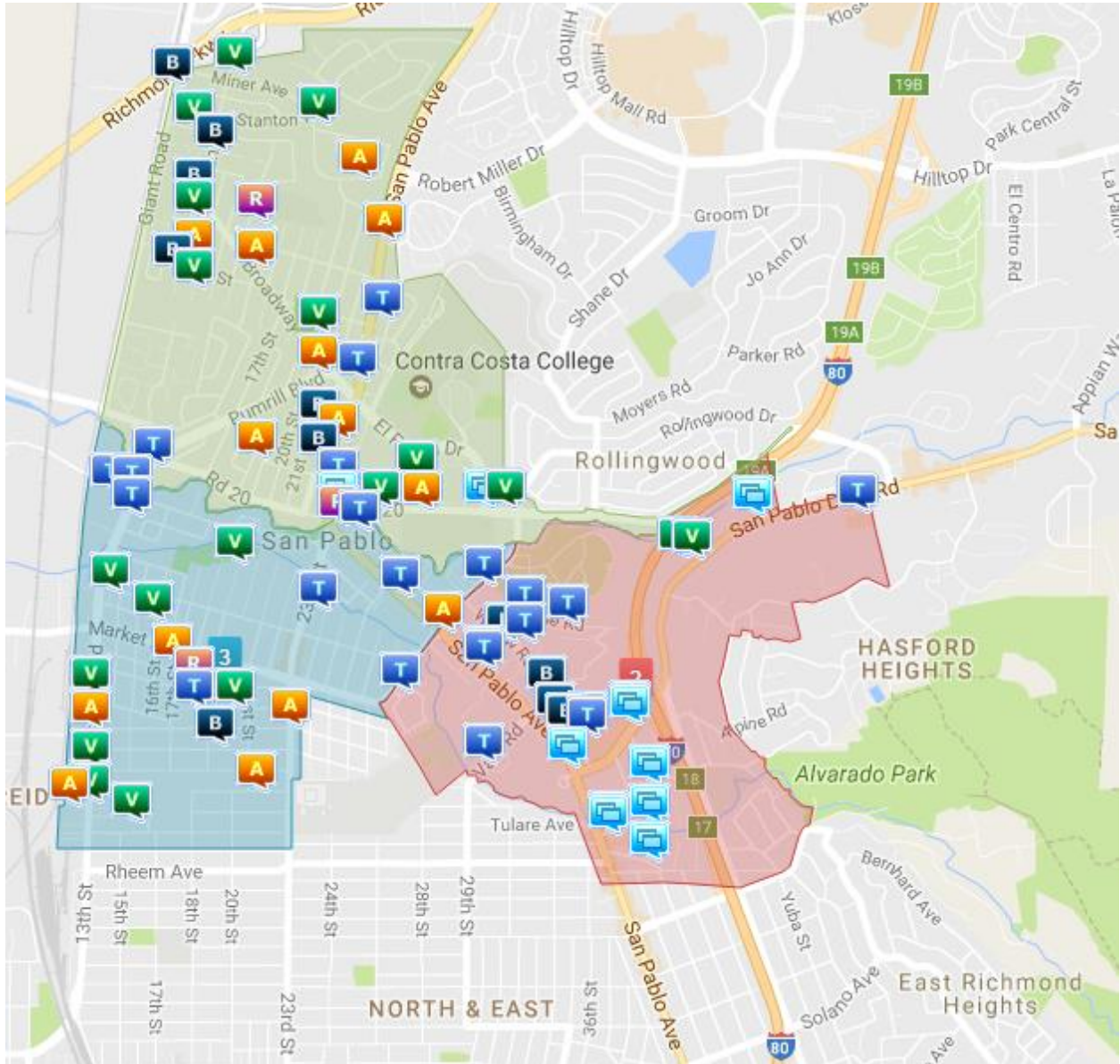


SAN PABLO POLICE DEPARTMENT

Monthly Statistics
March 2017



PART 1 CRIMES

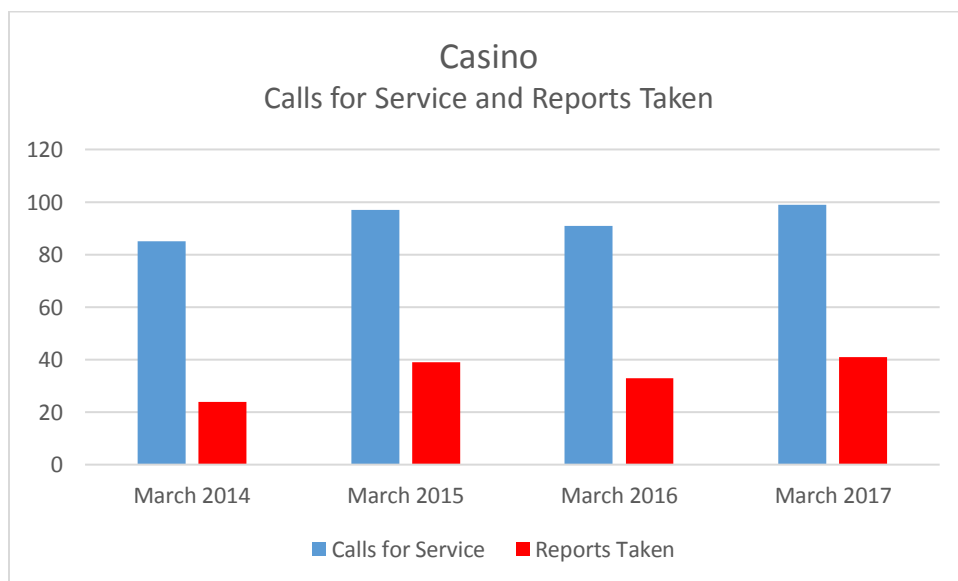
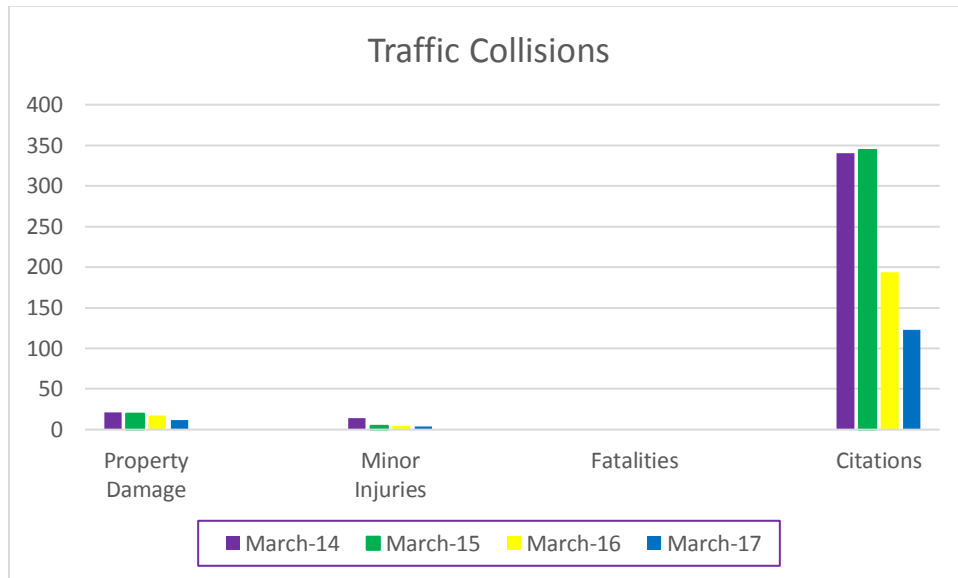


A = Assault **B** = Burglary **H** = Homicide **R** = Robbery **T** = Theft **V** = Stolen/Recovered Stolen Vehicles
Folders represent multiple Part 1 Crimes in the same reporting area; map is time sensitive and subject to change.
Rapes are not shown to preserve victim confidentiality.



SAN PABLO POLICE DEPARTMENT

Monthly Statistics
March 2017





SAN PABLO POLICE DEPARTMENT

Monthly Statistics
March 2017



Call for Service by Hour

From: 03/01/2017 To: 03/31/2017

Call Type: All

Hour	SUNDAY		MONDAY		TUESDAY		WEDNESDAY		THURSDAY		FRIDAY		SATURDAY		TOTAL	
	CALLS	%	CALLS	%	CALLS	%	CALLS	%	CALLS	%	CALLS	%	CALLS	%	CALLS	%
1	14	0.6	10	0.5	10	0.5	11	0.5	13	0.6	10	0.5	8	0.4	76	3.5
2	7	0.3	9	0.4	10	0.5	13	0.6	11	0.5	6	0.3	16	0.7	72	3.3
3	6	0.3	3	0.1	8	0.4	3	0.1	8	0.4	4	0.2	8	0.4	40	1.8
4	6	0.3	8	0.4	4	0.2	12	0.5	6	0.3	8	0.4	3	0.1	47	2.1
5	11	0.5	7	0.3	5	0.2	8	0.4	6	0.3	9	0.4	4	0.2	50	2.3
6	6	0.3	3	0.1	2	0.1	5	0.2	1	0.0	10	0.5	4	0.2	31	1.4
7	8	0.4	8	0.4	4	0.2	8	0.4	11	0.5	10	0.5	7	0.3	56	2.6
8	15	0.7	11	0.5	10	0.5	15	0.7	12	0.5	15	0.7	13	0.6	91	4.2
9	15	0.7	13	0.6	11	0.5	20	0.9	27	1.2	12	0.5	4	0.2	102	4.7
10	12	0.5	8	0.4	14	0.6	14	0.6	13	0.6	16	0.7	18	0.8	95	4.3
11	14	0.6	16	0.7	9	0.4	16	0.7	14	0.6	16	0.7	12	0.5	97	4.4
12	13	0.6	8	0.4	11	0.5	22	1.0	20	0.9	13	0.6	13	0.6	100	4.6
13	10	0.5	11	0.5	13	0.6	16	0.7	14	0.6	22	1.0	11	0.5	97	4.4
14	11	0.5	10	0.5	12	0.5	23	1.0	27	1.2	19	0.9	11	0.5	113	5.2
15	13	0.6	14	0.6	16	0.7	28	1.3	23	1.0	20	0.9	11	0.5	125	5.7
16	11	0.5	15	0.7	23	1.0	21	1.0	19	0.9	16	0.7	10	0.5	115	5.2
17	14	0.6	10	0.5	11	0.5	30	1.4	23	1.0	26	1.2	11	0.5	125	5.7
18	15	0.7	10	0.5	17	0.8	19	0.9	13	0.6	14	0.6	16	0.7	104	4.7
19	20	0.9	19	0.9	6	0.3	22	1.0	23	1.0	13	0.6	12	0.5	115	5.2
20	24	1.1	17	0.8	10	0.5	19	0.9	21	1.0	20	0.9	17	0.8	128	5.8
21	5	0.2	5	0.2	21	1.0	13	0.6	29	1.3	19	0.9	14	0.6	106	4.8
22	10	0.5	9	0.4	12	0.5	19	0.9	23	1.0	17	0.8	14	0.6	104	4.7
23	10	0.5	10	0.5	11	0.5	20	0.9	22	1.0	20	0.9	11	0.5	104	4.7
24	18	0.8	10	0.5	5	0.2	15	0.7	21	1.0	16	0.7	14	0.6	99	4.5
Totals	288	13.1	244	11.1	255	11.6	392	17.9	400	18.2	351	16.0	262	12.0	2192	100.0



SAN PABLO POLICE DEPARTMENT

Monthly Statistics
March 2017



Average Response Times

CALLS RECEIVED TO TIME OF ARRIVAL

	Priority 1 Calls	Priority 2 Calls	Priority 3 Calls	Priority 4 Calls
February 2017	6:54	11:15	9:03	18:39
March 2017	8:59	10:43	8:04	18:18

DISPATCHED TO TIME OF ARRIVAL

	Priority 1 Calls	Priority 2 Calls	Priority 3 Calls	Priority 4 Calls
February 2017	2:31	4:55	2:54	6:44
March 2017	4:26	4:48	3:24	7:46

COMBINED AVERAGE FOR ALL CALLS

CALLS RECEIVED TO TIME OF ARRIVAL

March 2016	10:08
March 2017	11:19

DISPATCHED TO TIME OF ARRIVAL

March 2016	4:28
March 2017	4:55

YEAR-TO-DATE AVERAGE

CALLS RECEIVED TO TIME OF ARRIVAL

	PRIORITY 1 CALLS	PRIORITY 2 CALLS	PRIORITY 3 CALLS	PRIORITY 4 CALLS
2016	6:27	9:39	7:09	15:40
2017	7:15	11:29	8:28	18:47

DISPATCHED TO TIME OF ARRIVAL

	PRIORITY 1 CALLS	PRIORITY 2 CALLS	PRIORITY 3 CALLS	PRIORITY 4 CALLS
2016	3:05	4:35	2:49	6:34
2017	3:21	5:05	3:14	7:22

Priority 1 Calls: Require an immediate police response to preserve life or apprehend a felony suspect (e.g.: in-progress assault).

Priority 2 Calls: Are "Priority 1" calls that are 5 to 15 minutes old at the time of call.

Priority 3 Calls: Require an urgent response (e.g.: in-progress disturbances, in-custody cases, property damage collisions, etc.).

Priority 4 Calls: Require a police response in a timely manner (e.g.: cold crime reports, civil standbys, etc.).