

SAN PABLO POLICE DEPARTMENT

Monthly Statistics
April 2017



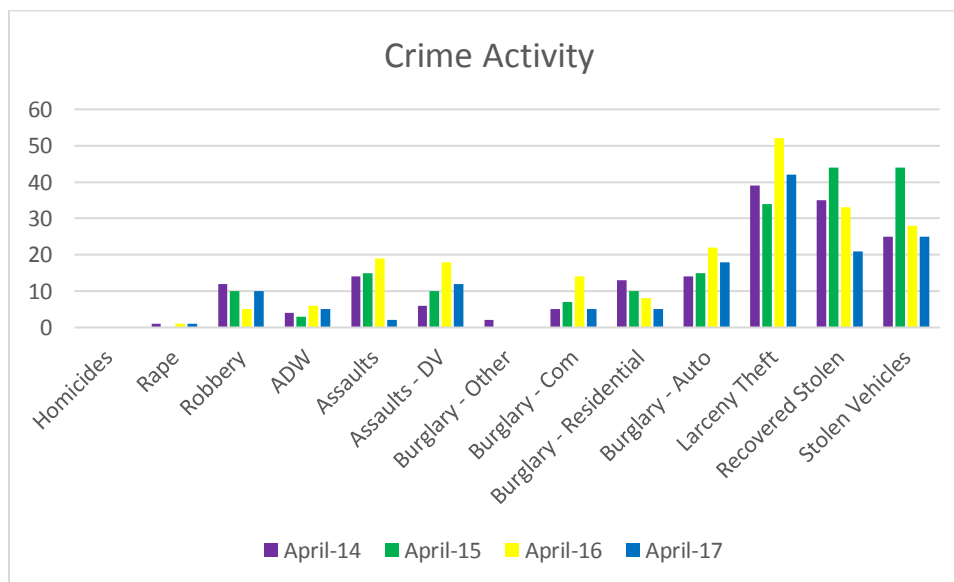
Part 1 Crimes

MAJOR CRIMES

	APR 2014	APR 2015	APR 2016	APR 2017	YTD 16	YTD 17	% Change
Homicides	0	0	0	0	0	0	0%
Rape	1	0	1	1	3	2	-33%
Robbery	12	10	5	10	21	26	23.810%
ADW	4	3	6	5	13	13	0.000%
Assaults	14	15	19	2	65	29	-55.385%
Assaults - DV	6	10	18	12	37	38	2.703%
Burglary - Other	2	0	0	0	0	0	0.000%
Burglary - Com	5	7	14	5	43	27	-37.209%
Burglary - Residential	13	10	8	5	32	27	-15.625%
Burglary - Auto	14	15	22	18	72	64	-11.111%
Larceny Theft	39	34	52	42	174	183	5.172%
Recovered Stolen	35	44	33	21	172	81	-52.907%
Stolen Vehicles	25	44	28	25	151	98	-35.099%
YTD Crime Totals					783	588	-24.904%

****Information is time sensitive and subject to change upon further analysis****

****Numbers are subject to change and may not match UCR reported stats****

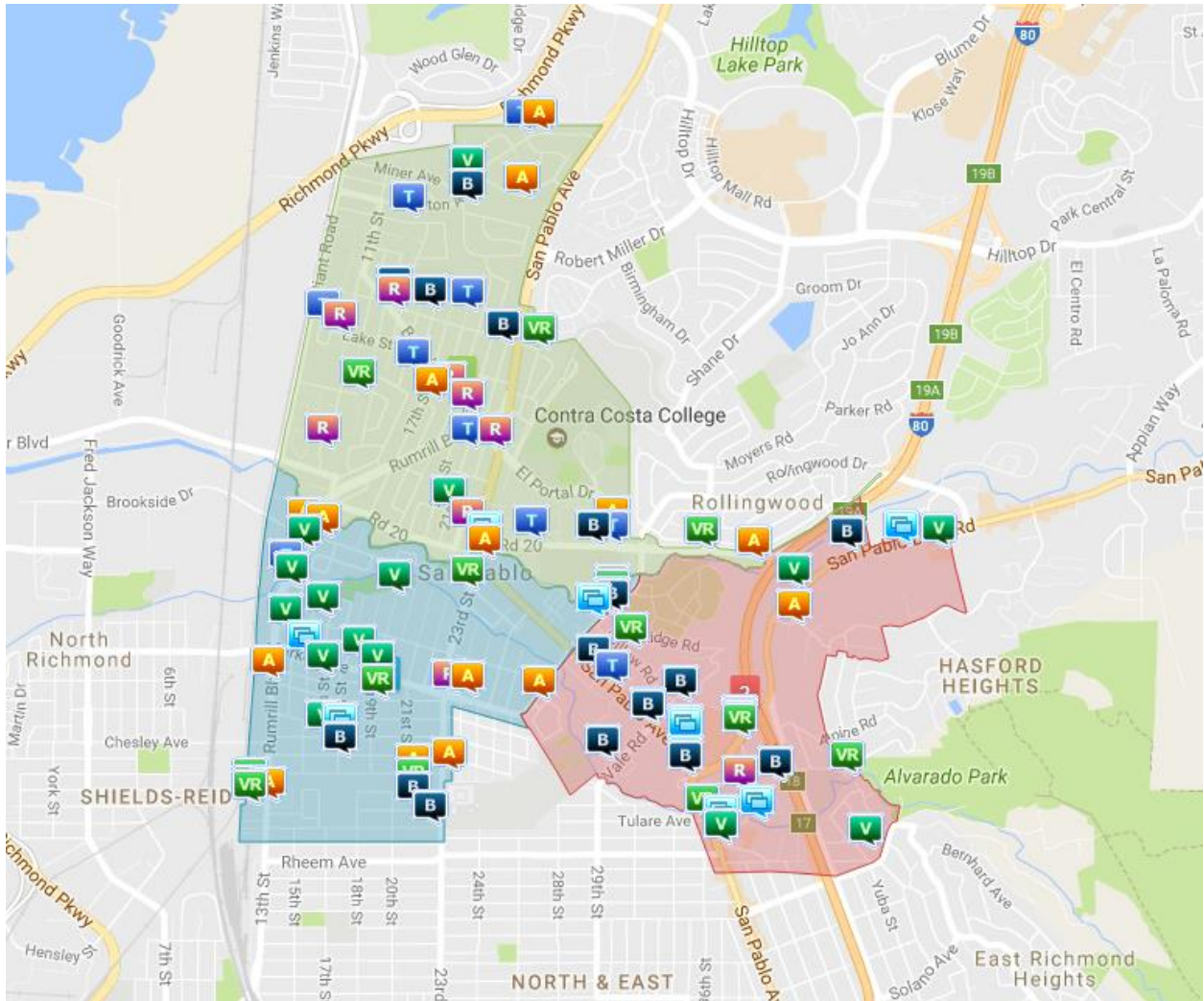


SAN PABLO POLICE DEPARTMENT

Monthly Statistics
April 2017



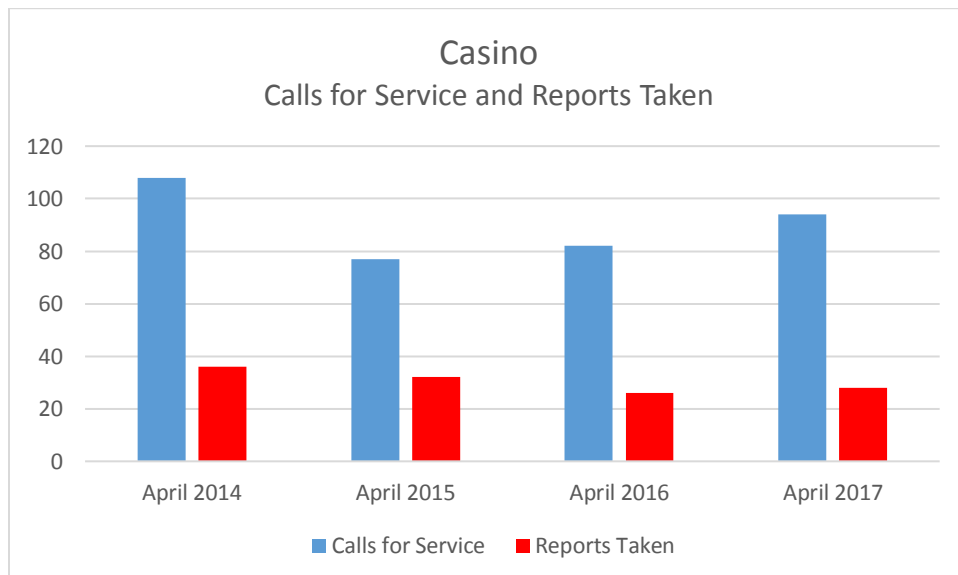
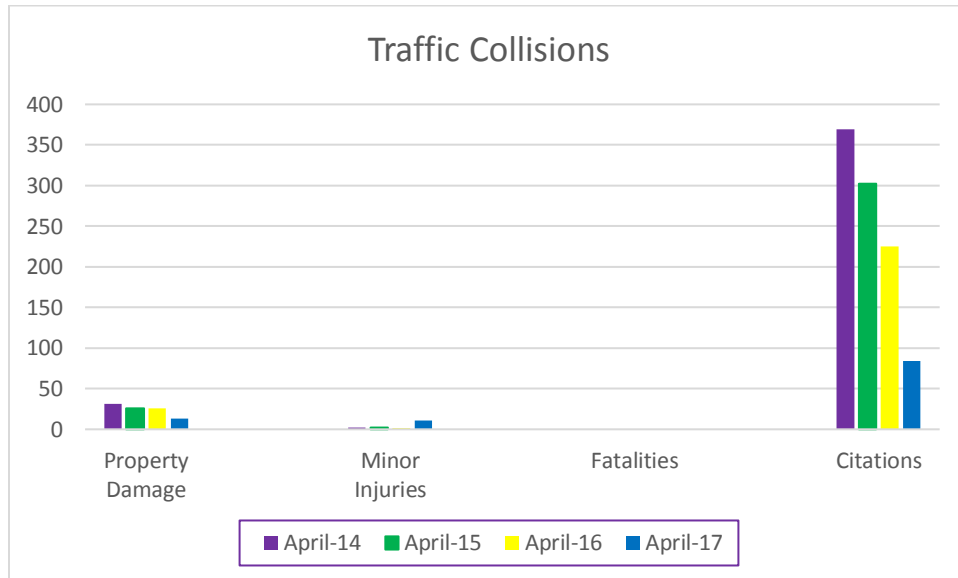
PART 1 CRIMES



A = Assault **B** = Burglary **H** = Homicide **R** = Robbery **T** = Theft **V** = Stolen/Recovered Stolen Vehicles
Folders represent multiple Part 1 Crimes in the same reporting area; map is time sensitive and subject to change.
Rapes are not shown to preserve victim confidentiality.

SAN PABLO POLICE DEPARTMENT

Monthly Statistics
April 2017



SAN PABLO POLICE DEPARTMENT

Monthly Statistics

April 2017



Call for Service by Hour

From: 04/01/2017 T: 04/30/2017

Call Type: All

Hour	SUNDAY		MONDAY		TUESDAY		WEDNESDAY		THURSDAY		FRIDAY		SATURDAY		TOTAL	
	CALLS	%	CALLS	%	CALLS	%	CALLS	%	CALLS	%	CALLS	%	CALLS	%	CALLS	%
1	15	0.7	17	0.8	17	0.8	12	0.6	13	0.6	7	0.3	22	1.0	103	4.9
2	11	0.5	7	0.3	6	0.3	7	0.3	10	0.5	3	0.1	13	0.6	57	2.7
3	12	0.6	11	0.5	2	0.1	6	0.3	6	0.3	4	0.2	9	0.4	50	2.4
4	16	0.8	0	0.0	11	0.5	3	0.1	5	0.2	9	0.4	8	0.4	52	2.5
5	11	0.5	5	0.2	5	0.2	9	0.4	11	0.5	7	0.3	6	0.3	54	2.6
6	5	0.2	8	0.4	3	0.1	5	0.2	1	0.0	7	0.3	7	0.3	36	1.7
7	9	0.4	7	0.3	9	0.4	11	0.5	8	0.4	3	0.1	10	0.5	57	2.7
8	8	0.4	8	0.4	16	0.8	13	0.6	11	0.5	8	0.4	6	0.3	70	3.3
9	8	0.4	9	0.4	9	0.4	13	0.6	11	0.5	11	0.5	15	0.7	76	3.6
10	16	0.8	14	0.7	21	1.0	7	0.3	12	0.6	9	0.4	11	0.5	90	4.3
11	13	0.6	19	0.9	14	0.7	10	0.5	20	0.9	20	0.9	12	0.6	108	5.1
12	10	0.5	15	0.7	15	0.7	20	0.9	14	0.7	14	0.7	18	0.9	106	5.0
13	14	0.7	14	0.7	12	0.6	12	0.6	13	0.6	11	0.5	13	0.6	89	4.2
14	11	0.5	13	0.6	22	1.0	12	0.6	9	0.4	11	0.5	13	0.6	91	4.3
15	14	0.7	7	0.3	22	1.0	14	0.7	19	0.9	13	0.6	12	0.6	101	4.8
16	16	0.8	21	1.0	20	0.9	14	0.7	15	0.7	16	0.8	12	0.6	114	5.4
17	11	0.5	14	0.7	15	0.7	18	0.9	22	1.0	9	0.4	13	0.6	102	4.8
18	21	1.0	11	0.5	17	0.8	13	0.6	15	0.7	13	0.6	21	1.0	111	5.3
19	21	1.0	7	0.3	13	0.6	21	1.0	13	0.6	10	0.5	24	1.1	109	5.2
20	15	0.7	14	0.7	9	0.4	14	0.7	14	0.7	19	0.9	25	1.2	110	5.2
21	23	1.1	22	1.0	12	0.6	6	0.3	14	0.7	16	0.8	23	1.1	116	5.5
22	14	0.7	9	0.4	11	0.5	15	0.7	15	0.7	14	0.7	34	1.6	112	5.3
23	17	0.8	8	0.4	10	0.5	9	0.4	14	0.7	13	0.6	28	1.3	99	4.7
24	27	1.3	12	0.6	13	0.6	8	0.4	7	0.3	7	0.3	20	0.9	94	4.5
Totals	338	16.0	272	12.9	304	14.4	272	12.9	292	13.9	254	12.1	375	17.8	2107	100.0

SAN PABLO POLICE DEPARTMENT

Monthly Statistics
April 2017



Average Response Times

CALLS RECEIVED TO TIME OF ARRIVAL

	Priority 1 Calls	Priority 2 Calls	Priority 3 Calls	Priority 4 Calls
March 2017	8:59	10:43	8:04	18:18
April 2017	9:57	11:37	8:39	16:42

DISPATCHED TO TIME OF ARRIVAL

	Priority 1 Calls	Priority 2 Calls	Priority 3 Calls	Priority 4 Calls
March 2017	4:26	4:48	3:24	7:46
April 2017	4:17	5:08	3:50	6:40

COMBINED AVERAGE FOR ALL CALLS

CALLS RECEIVED TO TIME OF ARRIVAL

April 2016	11:44
April 2017	11:35

DISPATCHED TO TIME OF ARRIVAL

April 2016	4:49
April 2017	4:58

YEAR-TO-DATE AVERAGE

CALLS RECEIVED TO TIME OF ARRIVAL

	PRIORITY 1 CALLS	PRIORITY 2 CALLS	PRIORITY 3 CALLS	PRIORITY 4 CALLS
2016	6:41	9:51	7:30	16:27
2017	8:02	11:31	8:30	18:15

DISPATCHED TO TIME OF ARRIVAL

	PRIORITY 1 CALLS	PRIORITY 2 CALLS	PRIORITY 3 CALLS	PRIORITY 4 CALLS
2016	3:20	4:38	2:53	6:49
2017	3:38	5:06	3:23	7:11

Priority 1 Calls: Require an immediate police response to preserve life or apprehend a felony suspect (e.g.: in-progress assault).

Priority 2 Calls: Are "Priority 1" calls that are 5 to 15 minutes old at the time of call.

Priority 3 Calls: Require an urgent response (e.g.: in-progress disturbances, in-custody cases, property damage collisions, etc.).

Priority 4 Calls: Require a police response in a timely manner (e.g.: cold crime reports, civil standbys, etc.).